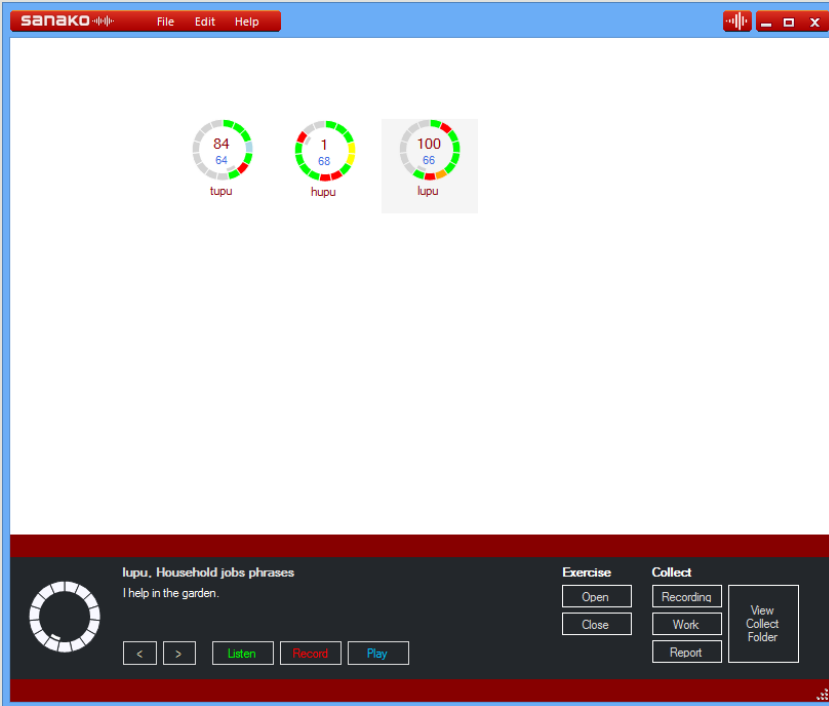


Pronounce Manager Quick Guide



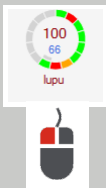
Why?

- Support students during pronunciation practice
- Keep track of student progress and performance
- Speech recognition technology produces objective results

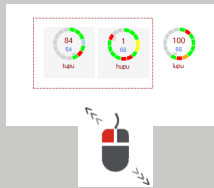
How?

- Build easily accessible exercise library with Pronounce editor
- Remotely open and close exercises
- View student status
- Collect and evaluate student work

Selecting students



Left-click to select single student or **CTRL + left-click** to select more.

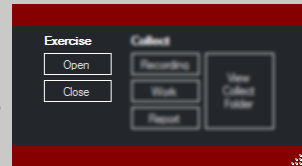


Drag to select multiple students

Click on class view to cancel selection and work with all students


Opening and closing exercises

Open and close exercises for selected students




Note: Unless particular students have been selected, the functions affect **all workstations**

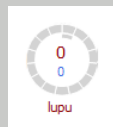
Student icons



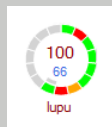
Disconnected



Connected
No exercise



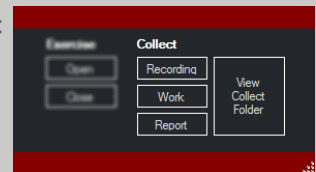
Connected
Exercise loaded but not started



Connected
Exercise in progress

Collecting student work

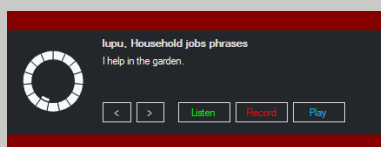
Collect either the student recording, all student work or a report showing detailed scores for each student



Note: Unless particular students have been selected, the functions affect **all workstations**

Controlling a student application

Control the current exercise for the selected student



Exercise and collection folder

The folder for storing exercises and collecting student work is defined in **Edit menu — Settings**

