

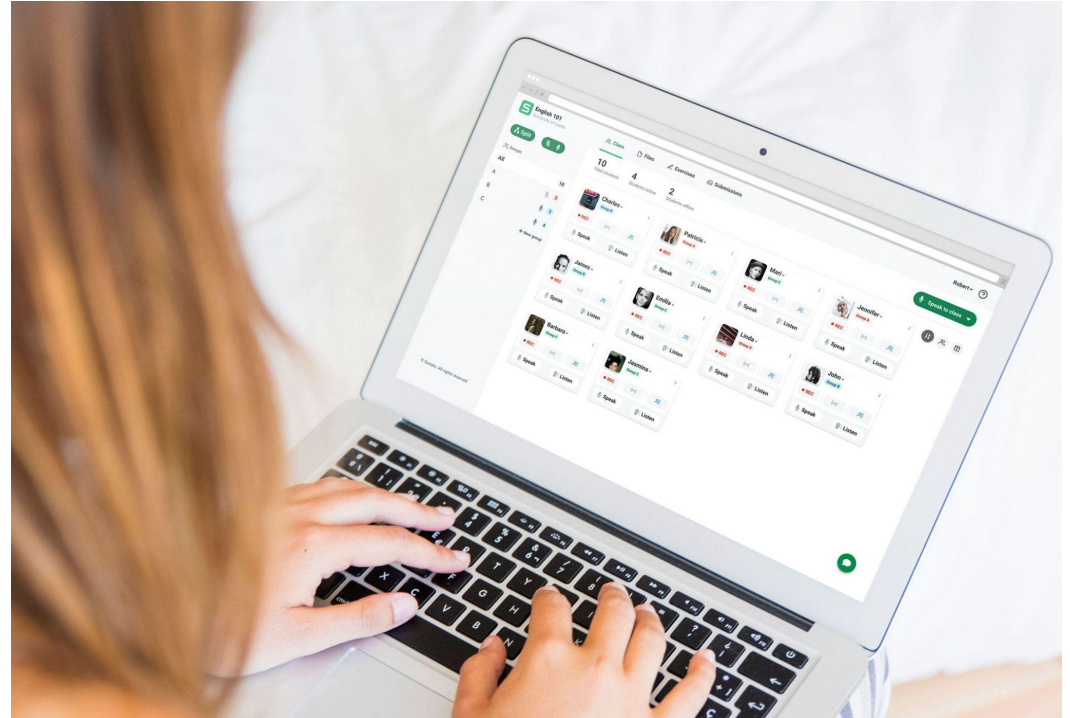


# sanako

We help people to teach and learn languages

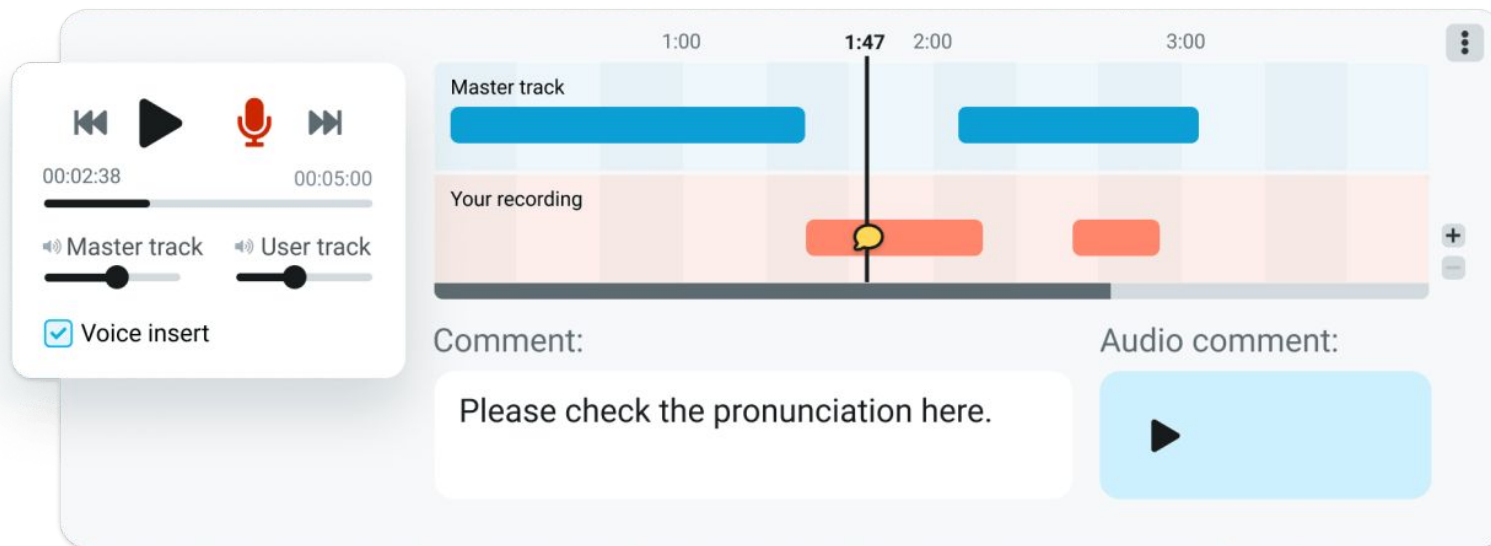
# What is Sanako Connect

- A blended teaching platform that combines the best parts of virtual classroom solutions and language labs.
- Designed for language educators
- Can be used both in classroom and remotely



## What can you do with Sanako Connect?

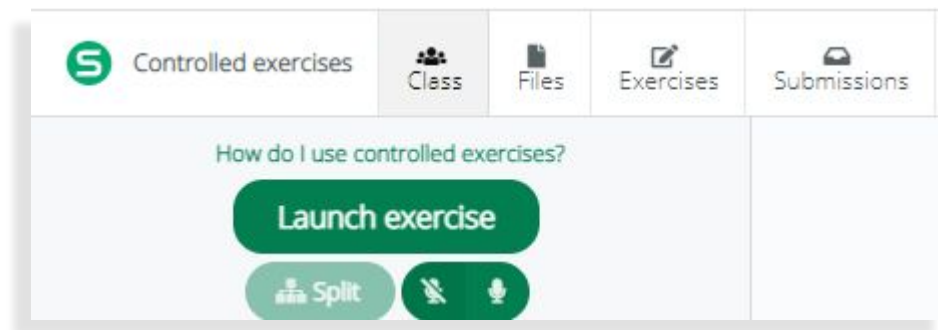
- Deliver different pedagogical approaches with various exercise types (flexibility for different teachers)
- Receptive and productive tasks - at home or in the classroom
- For students - Important self-evaluation enabled by recording student speech and exercises



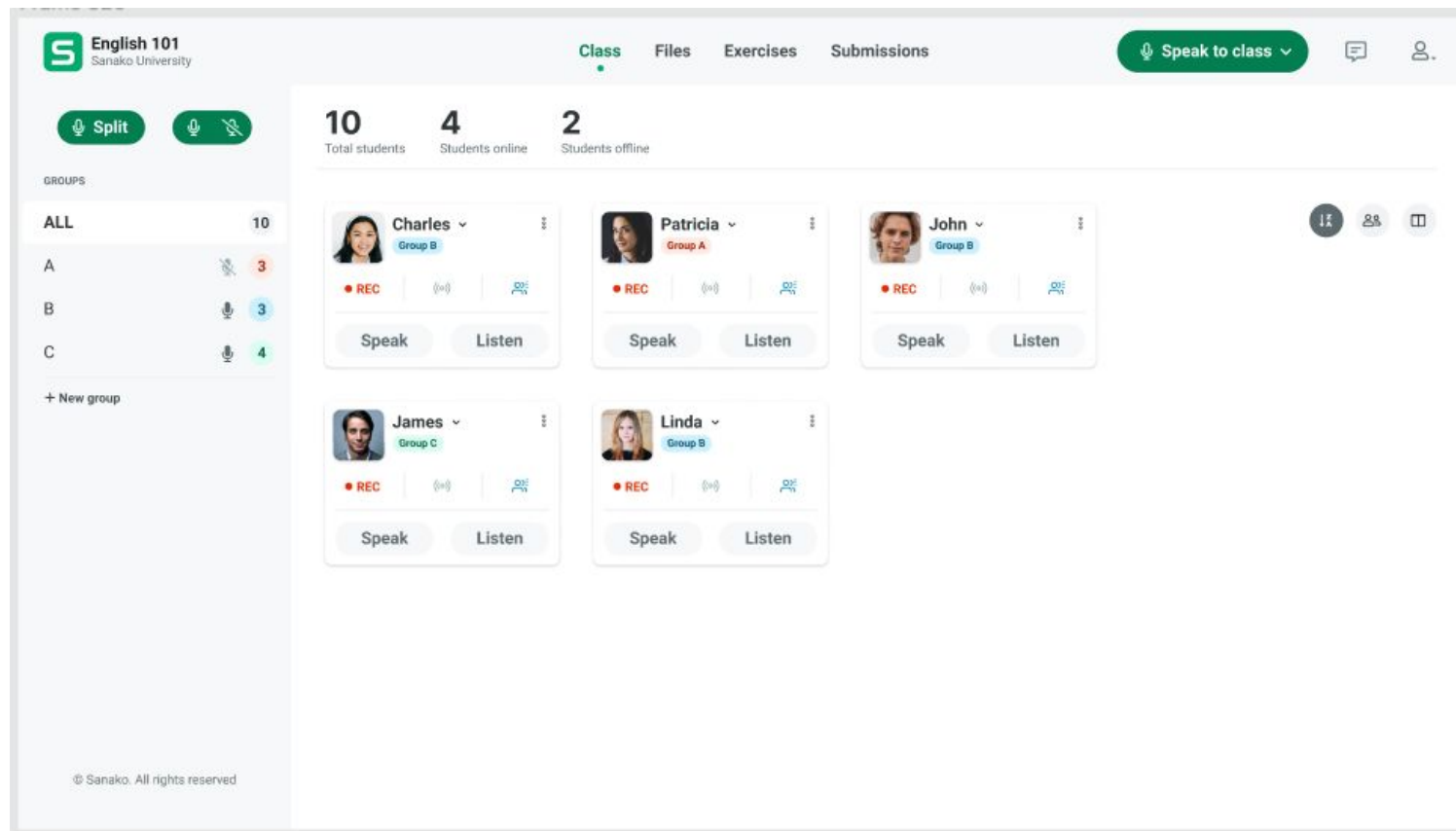
# New and Upcoming Features

## New feature - Teacher Controlled Exercises

- Full control over what the students see and can interact with in Connect
- Teacher-enabled recording
- Students can focus on using the target language
- Great for formal assessments and exams




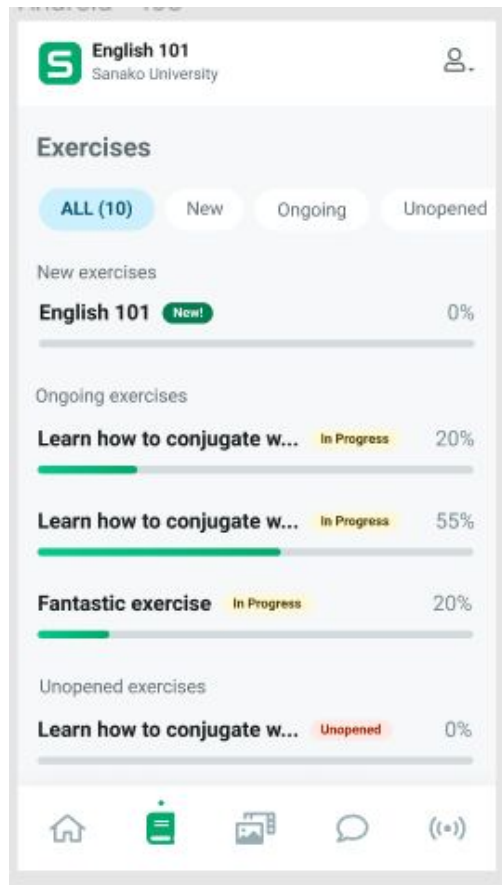
# Upcoming Feature - User Interface Update



# Upcoming Feature - Additional Video Streaming Options

The screenshot displays the Sanako English 101 interface. At the top, there is a navigation bar with 'Home', 'Exercises', and 'Media' tabs. The 'Exercises' tab is active, showing a list of exercises categorized into 'New exercises', 'Ongoing exercises', and 'Unopened exercises'. Each exercise entry includes a progress bar and a percentage. For example, 'English 101' is marked as 'New!' with 0% progress, while 'English 101', 'English grammar', 'Learn how to conjugate', and 'Basic exercises' are marked as 'In progress' with 78% progress. 'English grammar 2' and 'Learn to speak' are marked as 'Unopened' with 0% progress. A 'Streaming' indicator is visible in the top left. On the right side, there is a video call window showing a 'Teacher' and a 'You' participant. Below the video window is a control panel with buttons for 'Microphone OFF', 'Camera OFF', and 'Raise hand'. The control panel also shows a grid of participant icons labeled with initials: TR (Teacher), JI (You), SG, and SA.

# Upcoming Feature - Improved Mobile Experience





# Upcoming Feature - Pronounce Live Integration

The screenshot displays a language learning application interface. At the top, there is a red header bar with a white waveform icon on the left and the text 'Thu' followed by a dropdown arrow and a question mark icon on the right. Below the header, the interface is divided into several sections:

- Language Selection:** A dropdown menu currently set to 'English (UK)'.
- Navigation:** Two buttons labeled 'EXERCISES' and 'REPORT' are positioned to the right of the language selection.
- Exercise Title:** 'Group exercise: At the restaurant phrases. (English (UK))'.
- Phrase Card:** A white card containing the sentence 'I'd like a table for two please.' with a gear icon on the left and a trash icon on the right.
- Phonetic Guide:** Below the phrase card, the sentence is repeated with colored underlines: 'act like a table for tell last'. The words 'act', 'like', 'a', 'table', 'for', 'tell', and 'last' are underlined in a sequence of colors (red, green, blue, yellow, red, green, red).
- Progress Gauge:** A semi-circular gauge showing a progress of 65%. The gauge is yellow up to 65% and grey for the remainder. It is labeled with '0' at the start and '100' at the end.
- Card Navigation:** A horizontal row of numbered tabs from 1 to 9. Tab 1 is highlighted with a green bar, and it is flanked by left and right arrow icons.
- Playback Controls:** Three large red circular buttons at the bottom: 'Listen' with a speaker icon, 'Try it yourself' with a microphone icon, and 'Play your take' with a play button icon. Each button has a vertical ellipsis menu icon to its right.

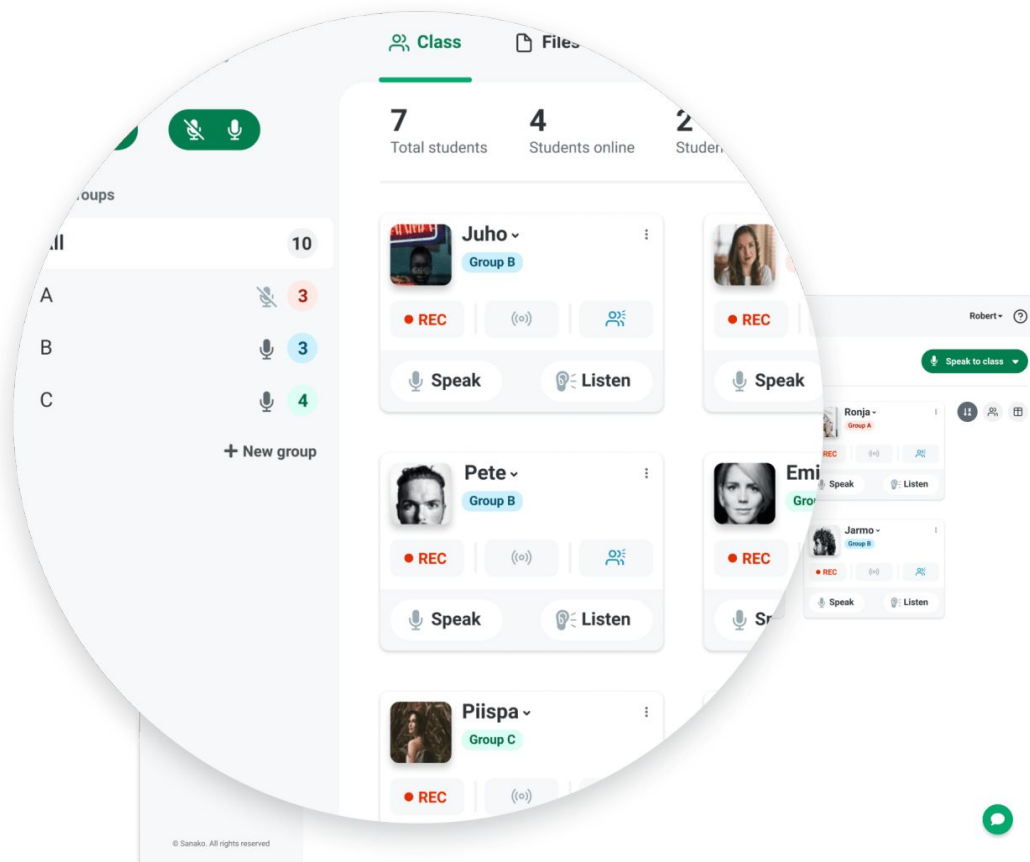
# Upcoming Feature - Interpreter Training Functions

The screenshot displays the Sanako University English 101 interface. At the top, there are navigation tabs for Home, Exercises (selected), and Media. A 'Streaming' indicator is visible. The main content area is titled 'Exercises' and includes filter buttons for ALL (10), New, Ongoing, Unopened, and Submitted. The exercises are categorized into four groups:

- New exercises:** English 101 (New) with a 0% progress bar and a 'Start' button.
- Ongoing exercises:** English 101 (In progress), English grammar (In progress), Learn how to conjugate (In progress), and Basic exercises (In progress), all with 78% progress bars and 'Continue' buttons.
- Unopened exercises:** English grammar 2 (Unopened) and Learn to speak (Unopened), both with 0% progress bars and 'Start' buttons.
- Submitted exercises:** English grammar 2 (Submitted) with a 100% progress bar and a 'Review' button.

On the right side, there is a video call window showing a 'Teacher' and a 'Broadcasting to class' indicator. Below the teacher's video is a 4x4 grid of 16 smaller video thumbnails, each showing a 'You' participant. At the bottom right, there are three control buttons: 'Microphone ON', 'Camera ON', and 'Raise hand'.

# Upcoming Feature - Suggestions from our users!



## What's next?

Check your email inbox for communication from Sanako or the reseller responsible for your area regarding:

- Recording of the webinar
- Upcoming webinars organized by Sanako

You can check <https://sanako.com/resellers/> and contact your reseller directly to get information about the product and register for a product trial.

For more information:

[info@sanako.com](mailto:info@sanako.com)

<https://sanako.com/>