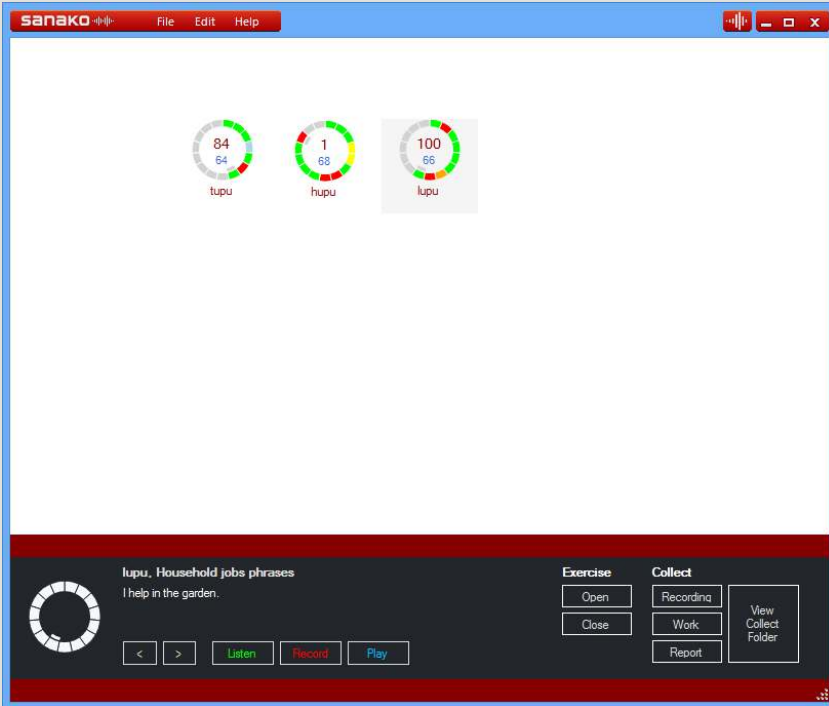


# Pronounce Manager Quick Guide



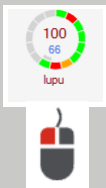
## Why?

- Support students during pronunciation practice
- Keep track of student progress and performance
- Speech recognition technology produces objective results

## How?

- Build easily accessible exercise library with Pronounce editor
- Remotely open and close exercises
- View student status
- Collect and evaluate student work

## Selecting students



Left-click to select single student or **CTRL + left-click** to select more.

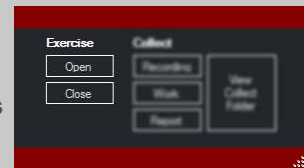


Drag to select multiple students

Click on class view to cancel selection and work with all students

## Opening and closing exercises

Open and close exercises for selected students

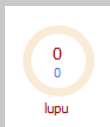


Note: Unless particular students have been selected, the functions affect **all workstations**

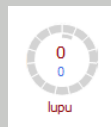
## Student icons



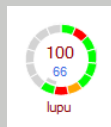
Disconnected



Connected  
No exercise



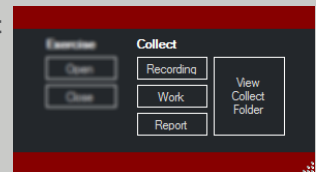
Connected  
Exercise loaded but not started



Connected  
Exercise in progress

## Collecting student work

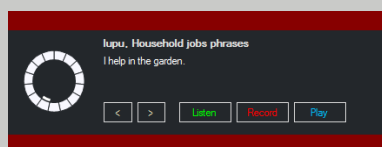
Collect either the student recording, all student work or a report showing detailed scores for each student



Note: Unless particular students have been selected, the functions affect **all workstations**

## Controlling a student application

Control the current exercise for the selected student



## Exercise and collection folder

The folder for storing exercises and collecting student work is defined in Edit menu — Settings

